

# James Irvin Education Center Anti- Bullying Program

---



Take a Stand. Lend  
a Hand. Stop  
Bullying Now!



# **Essential Questions**

---

- How do we define bullying?
- What is the Anti-Bullying program at JIEC?

# Jeffrey Johnston Stand Up for All Students Act or --- 1006.147, F.S

- prohibits bullying and harassment of any student or employee of a public K-12 educational institution;
- provides definitions of bullying and harassment;

# Bullying Defined



- “Bullying occurs when a student or group of students targets an individual repeatedly over time, using physical or psychological aggression to dominate the victim (Hoover & Oliver, 1996; Rigby, 1995; USDOE, 1998).”

# Simply Stated, Bullying

- Is **intentionally** intimidating or subjecting a person to hostility or ill treatment.
- Involves actions which cause another person to feel afraid, humiliated, embarrassed, threatened, or shamed.
- Is **repeated** over time.
- Occurs in a relationship in which there is **an imbalance of power**.

# Bullying...

---

- is aggressive behavior that intends to cause harm or distress. Bullying can be physical, verbal, or emotional.
- usually is repeated over time.
- occurs in a relationship where there is an imbalance of power or strength.
- P.I.C.= Purposeful, Imbalance of Power, Continual

# What does bullying look like?

---

## Direct forms of bullying/harassment:

- Easy to recognize
- Physical attacks
- Extortion
- Threats
- Public gestures/displays

## Indirect forms of bullying/harassment:

- Less easy to recognize
- Relational and social bullying
- Socially-sanctioned and peer-pressured exclusion
- Gossip and rumor-spreading
- Electronic methods, including cyberbullying, instant Messaging, email, cell phones

# Types of Bullying- Physical

---

- Hitting, kicking, or pushing
- Taking property
- Damaging property
- Forced or unwelcome contact
- Perceived intent to harm



# Types of Bullying-Verbal

- Teasing with the intent to hurt/harm
- Name calling
- Threats against the target
- Intimidation
- Demeaning jokes, stories or remarks about another's differences
- Gossiping
- Spreading rumors that hurt one's reputation

# Types of Bullying-Emotional

- Alienation or exclusion from groups
- Manipulation done to harm acceptance into groups
- Damage to reputation
- Public humiliation
- Creating a sense of unease for the target
- “Flaming” or posting slander to the Internet (Cyber bullying)

# Types of Bullying-Sexual

- Unwanted jokes, comments, or taunts about sexual body parts
- Teasing about sexual orientation or starting rumors about sexual activities
- Passing unwanted notes or pictures about sex
- Physically intrusive behaviors, such as brushing up against or grabbing someone in a sexual way or forcing someone to engage in unwanted sexual behaviors
- Spreading sexual rumors
- Pulling at clothing in a sexual way or pulling clothing down or off
- "Flashing" or "mooning"

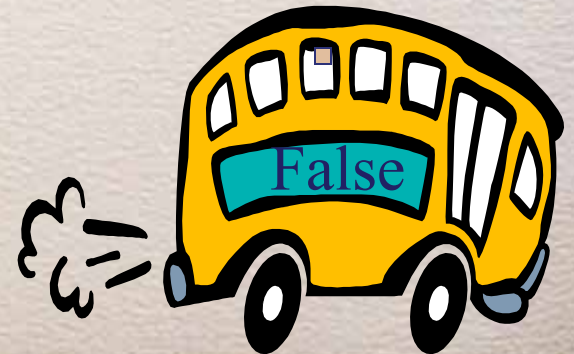
But I was just teasing

---

# True or False?


---

- Bullying is a male behavior



## True or False?


- Bullies are easily spotted because they are loud, agitated and aggressive.



# True or False?


---

- Most bullying happens at school.



# True or False?

Bullies are insecure and have low self-esteem.






# True or False?


---

- Targets of bullies are children with physical differences (overweight, glasses, etc.).




# True or False?

Most bullying  
involves physical  
aggression.



## True or False?

- Students who are bullies at age eight are twice as likely to be convicted of a crime by age 30.



# How to Report Bullying

- Report to
  - Parents
  - Teachers
  - Counselors
  - Administrators
  - Adults
- Parents Report to School
- Friends Report for Friends
- Drop a Note in the *Lend a Hand Take A Stand Report Bullying Bully Boxes*

# **Why Report Bullying ?**

- Everyone Has a Right to Feel Safe
- Out of Respect for Yourself and Each Other
- Concentrate on School Work
- Friendly School

## **What can YOU do when you see someone being bullied at school?**

Think about how YOU might feel if the bullying was happening to you. You and other kids can lend a hand, even when you aren't close friends with the kids who are bullied. Our school will be a better place if you help stop bullying. *Making our school a better place is EVERYONE'S job.*

# **What else will work?**

- Don't Bully back! It will only make things worse.
- Tell the bully to stop
- Say kind words to the person who is being bullied.
- Help them understand that it is not their fault.
- Be a friend
- Tell the person who is being bullied to talk to an adult about what happened

# The Anti-Bullying Discipline Plan

- **The Incident is Reported**

A Bully incident is reported in a written or verbal format- phone call, an incident report turned in by a student, staff member, teacher, counselor, administrator, or friend.

- **The Incident is Investigated**

The bullying behavior/incident is investigated by a behavior specialist, an administrator, or a guidance counselor.



# The Bully List

---

- If an incident is founded, students are added to a list.
- Each level of the list has progressive consequences.
- The information from these investigations is turned in to the state at the end of every year.

## **Step .5**

---

- .5 Step Conference with student, warning and parent contact (depends on severity of incident)

# Step 1 The Bullying Incident is Founded

---

- If founded, the bullying student's parents are contacted and requested to come in for a conference with an administrator.
- During that conference, the parents are informed of their child's behavior, the school policy, and the consequences for future infractions.
- The student and parent(s) sign the letter acknowledging the consequences for this behavior. The student is sent home for the remainder of the day, and/or is given a day of ISS.

## Step 2

---

- If a second incident occurs, the student can receive up to 5 days of OSS, and attends 4 to 6 weeks of group counseling targeting aggressive behaviors and replacement behaviors.
- These groups will be separated into boys' groups and girls' groups, since aggression usually manifests itself differently in these groups.
- Parents are informed.

# Peer Review

---

- After attending the required number of group sessions, the student appears before the Peer Panel to convey a change in attitude and behavior. The panel will review the answers, attitudes, and findings and report to the Administration. The Administration will make a decision as to whether or not further action may be necessary.
- Parents are informed.

## Step 3

---

- **Step 3** A third incident results in 5 to 10 days of OSS and continued participation in the anti-bully program.
- Students at this level will be watched very closely and under adult supervision at all times (Amethyst Card Privileges).

# Step 4

---

- The 4<sup>th</sup> Incident results in a recommendation for expulsion or alternative placement.
- Note: Law Enforcement (SRO) Involved at Any Step at Request of Administration or Victim's Parents.

# How can I report a Bullying Incident?

---

- ALL REPORTS ARE ANONYMOUS – please use student number, not name.
- Incident report forms can be downloaded from JIEC homepage
- Report Forms are located in Student Services, Guidance, and from your teachers
- Reports can be put in the administrator, guidance counselor, or behavior specialist's mailbox or inbox on the door. It may also be given to a teacher, instructional assistant or any other staff member.





**Take a Stand and  
Lend a Hand for a Bully-  
Free School.**